



New Era® French Terry Crew. NEA501



This sueded, cotton-rich sweatshirt looks and feels like a reliable classic.

- 9-ounce, 52/48 cotton/poly sueded French terry
- Coverstitched seams
- Woven New Era patch label
- Rib knit V inset at neck
- Rolled-forward shoulders
- Rib knit side panels
- Embroidered New Era flag logo on left sleeve
- Rib knit cuffs and hem
- Woven New Era badge at hem

CARE INSTRUCTIONS

Machine wash cold with like colors. Do not use fabric softener, tumble dry low, remove promptly, only non-chlorine bleach when needed, cool iron if necessary, do not dry clean.



front



back

HOW TO MEASURE





CHEST WIDTH
Measure under the arm and around the fullest part of the chest with arms down, keeping tape horizontal.


SIZE CHART


	XS	S	M	L	XL	2XL	3XL	4XL
Chest	32-34	35-37	38-40	41-43	44-46	47-49	50-53	54-57


COLOR INFORMATION


Black
PMS NTR BLACK
C


Black Twist
PMS NTR BLACK
C


Graphite
PMS 7540C


Light Graphite
Twist
PMS COOL GRAY
10C


True Navy Twist
PMS 533C